

Raychem Circuit Protection

308 Constitution Drive
Menlo Park, CA 94025-1164
800-227-4856
FAX 800-227-4866

Raychem

PolySwitch®
PTC Devices
Resettable Fuse

PRODUCT: AHR1000

DOCUMENT: SCD 24388
PCN: 826253
REV LETTER: G
REV DATE: MAY 8, 2000
PAGE NO.: 1 OF 2

Specification Status: RELEASED

Electrical Rating

Voltage: 16V_{DC} MAX




INSULATING MATERIAL:

Cured, Flame Retarded Epoxy Polymer

LEAD MATERIAL:

20 AWG Tin/Lead Plated Copper
(0.8 mm [0.032] nom. diameter)

PART MARKING:

-  Raychem Logo and Voltage
-  H10 — Part Identification
-  — Lot Identification (can be on back)

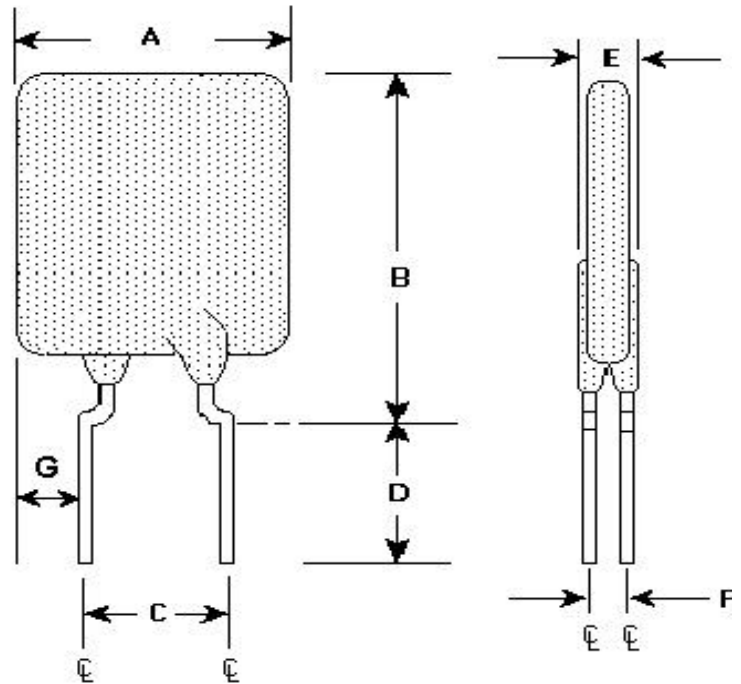


TABLE I. INSTALLATION ENVELOPE DIMENSIONS:

	A		B		C		D		E		F	G	
	MIN	MAX	MIN	MAX	MIN	MAX	MIN	MAX	MIN	MAX	TYP	MIN	MAX
mm:	--	17.5	--	26.5	9.4	10.9	7.6	--	--	3.0	1.2	--	7.47
in*:	--	(0.69)	--	(1.04)	(0.37)	(0.43)	(0.30)	--	--	(0.12)	(0.05)	--	(0.294)

*Rounded off approximation

TABLE II. PERFORMANCE RATINGS:

CURRENT RATINGS		TIME TO TRIP	RESISTANCE		R _a MAX	TRIPPED-STATE POWER DISSIPATION
AMPS AT 25°C HOLD	AMPS AT 25°C TRIP	SECONDS AT 25°C, 50 A MAX	OHMS AT 25°C MIN	OHMS AT 25°C MAX	OHMS AT 25°C	WATTS AT 25°C TYP
10.0	20.5	10.5	.0051	.0105	0.015	5.3

Reference Documents:

PS400, PS300 (reference for R₁ MAX)

Precedence:

This specification takes precedence over documents referenced herein.

Effectivity:

Reference documents shall be the issue in effect on the date of invitation for bid.

CAUTION:

Operation beyond the rated voltage or current may result in rupture, electrical arcing or flame.

Raychem Circuit Protection

308 Constitution Drive
Menlo Park, CA 94025-1164
800-227-4856
FAX 800-227-4866

Raychem
PolySwitch®
PTC Devices
Resettable Fuse**PRODUCT: AHR1000**

DOCUMENT: SCD 24388
PCN: 826253
REV LETTER: G
REV DATE: MAY 8, 2000
PAGE NO.: 2 OF 2

TABLE III. AUTOMOTIVE SPECIFIC STRESS TESTS AND TEST CONDITIONS:

ELECTRICAL STRESS TESTS	TEST CONDITIONS (see note 2)
ESD Voltage Withstand (see note 1)	25kV
Short Circuit Fault Current Durability	25 cycles, 16V, 200A
Fault Current Durability	350 cycles, 16V/100A
End-of-life Mode Verification	1750 cycles, 16V/100A
Jump Start Endurance (see note 1)	3 cycles, 26V, 1 minute duration
Load Dump Endurance (see note 1)	10 cycles, 86.5V

Note 1: The PolySwitch devices are tested in series with a load resistance and the voltages specified in the test conditions are shared between the PolySwitch device and the load resistance as specified in PS400.

Note 2: Please refer to Appendix A of PS400 for the detailed test procedures